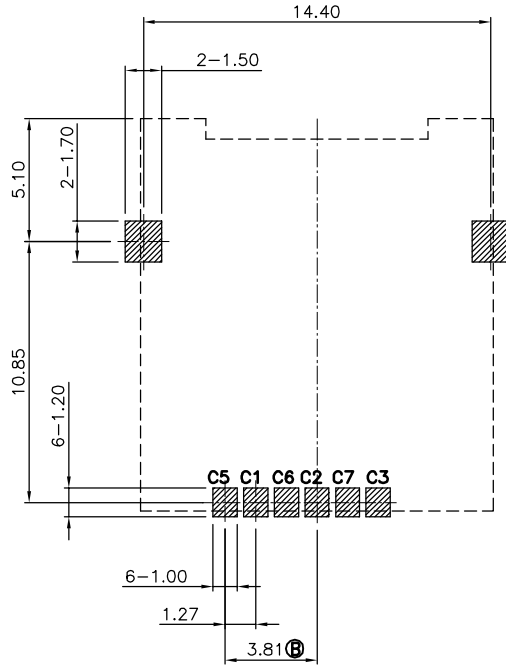
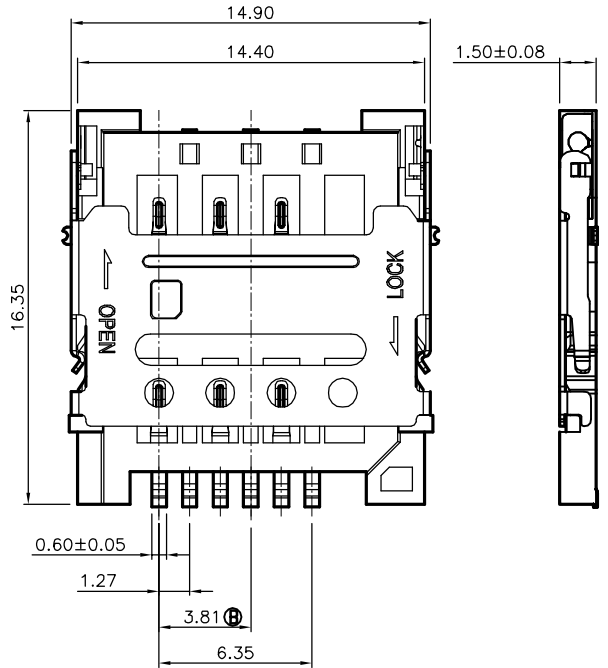



REV.	DESCRIPTION	DATE
A	RELEASE	Mar 12, 2013
B	201606240	Jun 24, 2016
C	201704190	Apr 19, 2017



RECOMMENDED P.C.B. LAYOUT
TOLERANCE:±0.05 TOP VIEW



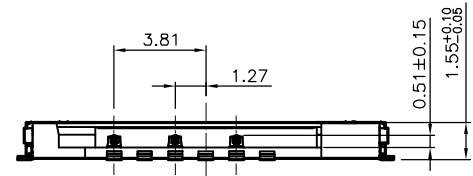
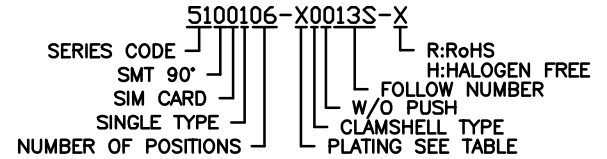
MATERIALS

1. HOUSING : THERMOPLASTIC (UL 94V-0) .
2. TERMINAL : COPPER ALLOY, PLATING SEE TABLE.
3. SHELL : SUS.

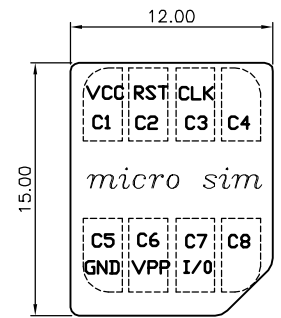
SPECIFICATION

1. CURRENT RATING : 1.0 A. MAX.
2. DIELECTRIC WITHSTANDING VOLTAGE :
500V AC R.M.S. FOR 1 MINUTE.
3. INSULATION RESISTANCE : 1000MΩ MIN.AT 500V DC.
4. CONTACT RESISTANCE : 30mΩ MAX.
5. OPERATING TEMPERATURE : -25°C TO +70°C.

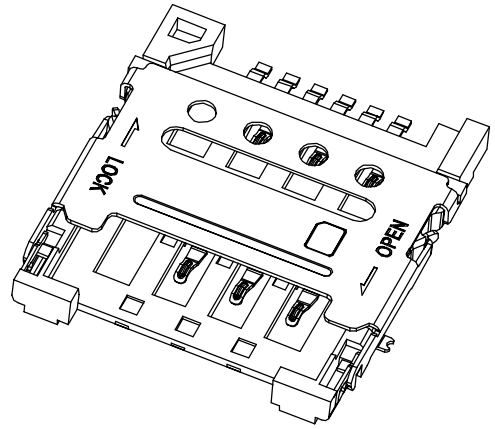
PART NUMBER INFORMATION :



MICRO SIM CARD	
PIN NO.	DESCRIPTION
C1	VCC
C2	RST
C3	CLK
C4	RESERVED
C5	GND
C6	VPP
C7	I/O
C8	RESERVED



芯片面朝下视图



DESCRIPTION OF PLATING ON TERMINALS			
NO.	EXPLAIN	NO.	EXPLAIN
0	GOLD FLASH	3	GOLD 15u"
1	GOLD 5u"	4	GOLD 20u"
2	GOLD 10u"	6	GOLD 30u"

TOLERANCE .0=±0.25 .00=±0.15 .000=±0.10 ANG.=±3°	DRAWER <i>JLR/JL</i>	INMO 东莞市英墨电子有限公司 INMO Electronics Co.,Ltd	
	CHECK <i>JLR/JL</i>		
	APP'D <i>JLR/JL</i>		
	PRODUCT SPEC. —		
UNITS : mm	DRAW NO.		
SCALE NONE	SIZE A8	SHEET 1 OF 1	REV. C
			R5100106-X0013S-X